


Accu-Dent[®] System 1: Operatory Procedure

Place in operatory:

- Water at 70°F (3rd bowl)
- 2 mixing bowls and spatulas
- Syringe
- 1 packet each of Syringe and Tray Gels
- Water measuring vial
- Impression tray
- Gauze for wiping vestibules



Select proper tray size



Tray Compass

70°F water + Syringe Accu-Gel



Supply of water at 70°F




Wasser und Syringe Accu-Gel mischen




15 – 20 Sec.

Put the Syringe aside


Load syringe



70°F water + Tray Accu-Gel



Supply of water at 70°F




Mix Tray Accu-Gel and water till smooth




At first, mix will be dry. Do not add water.

Put the Impression Tray aside


Load tray and smooth with water



Syringe the Gel into vestibule



Place Tray front to back
Boarder mold upper impression



Pour model